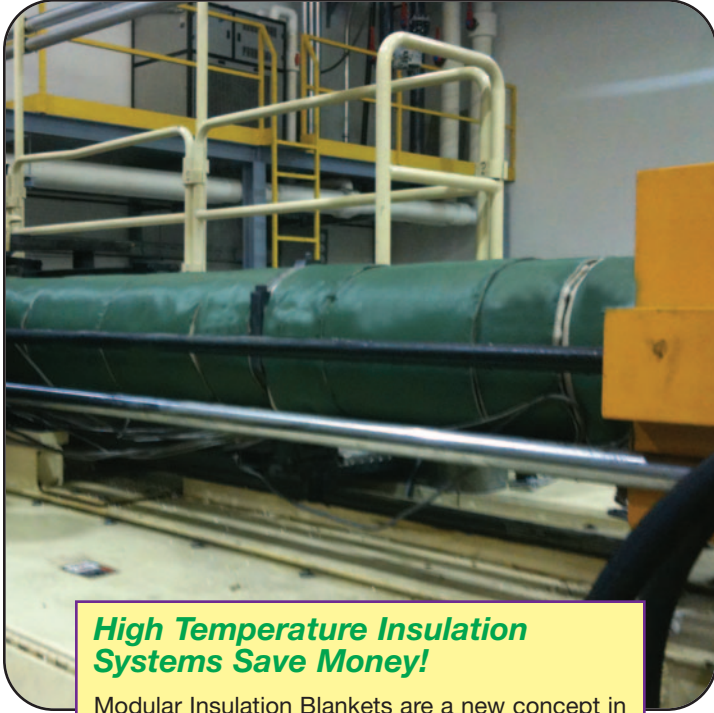

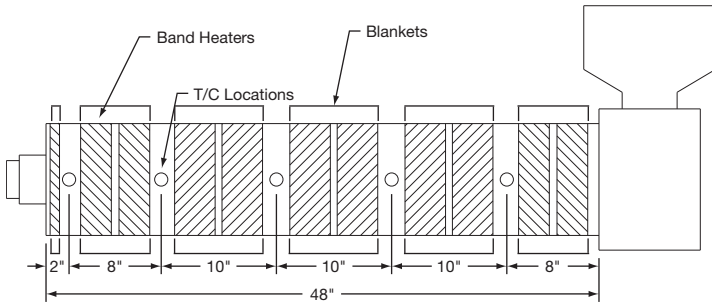


Insulation Blankets



High Temperature Insulation Systems Save Money!

Modular Insulation Blankets are a new concept in insulation systems that will allow you to insulate most typical plastic molding machines with ease.



Tempco offers a line of Modular Insulating Blankets designed to contain the heat generated by industrial elements in various applications, thereby conserving energy and cooling the environment.

Simply measure the outside diameter of your heater bands and the width between thermocouples. The distance between thermocouples is critical because the modular blankets should be sized to fit between them. To insulate an 8" width, you would utilize two blankets, for instance, a 2" and 6" wide blanket.

Example (refer to the drawing)

- The length of the plastic injection machine barrel to insulate is 48".
 - From the hopper end, the thermocouple breaks needed are at 8", 18", 28", 38", 46" and 48". This would yield insulation distances of 8", 10", 10", 10", 8", and 2" between the thermocouples.
- For the (two) 8" distances, use two 4" blankets each.
 For the (three) 10" distances use one 4" and one 6" blanket each.
 For the 2" distance, use one 2" blanket.

To summarize, the total requirement is: one 2" blanket seven 4" blankets three 6" blankets

Typical Applications

- Injection Molding
- Extrusion Barrels and Blow Molding
- Pre-Heaters
- Hoppers and Driers
- Hot Oil Lines
- Manifolds
- Melt Pipe Dies and Adapters

SPECIFICATIONS

Hot Face/Inside Fabric

Material: Silica Fabric with Vermiculite
Thickness: .042"
Maximum Temperature: 1800°F (982°C) continuous

Cold Face/Outside Fabric

Material: PTFE-Impregnated Fiberglass Cloth
Thickness: .014"
Maximum Temperature: 550°F (288°C) continuous

Insulation

Material: Ceramic Fiber
Thickness: 1"
Maximum Temperature: 2300°F (1260°C)

Straps

Material: PTFE-Impregnated Fiberglass Cloth

Buckles

Material: Nickel-Plated steel wire with loose roller to allow for ease of tightening of straps



Note: When using insulation blankets it is recommended to derate the wattage of the heater bands by 20 to 25% to extend heater life and further reduce power consumption.

Energy Savings Using Insulation Blankets

Injection Molding Barrel Estimated Return on Investment

Estimated Initial Tonnage	Avg. KWh Investment	Avg. KWh Uninsulated	Payback Insulated	Estimated 3 Year Period - months	Savings
150	\$300	1.52	0.52	8.54	\$1,391.81
300	660	3.00	2.05	10.69	2,223.72
500	1,100	7.65	6.02	10.38	3,815.28
850	1,870	9.33	6.79	11.32	5,945.04
1000	2,200	11.35	8.12	10.48	7,560.00
1500	3,300	13.54	9.22	11.75	10,111.32

NOTE: The above information is to be used for comparisons only. Actual results in your plant on your injection molding machines may differ.



Standard (Non-Stock) Insulation Blankets

Inner Diameter	Width	Part Number	
		With 1" Overlap Flap	Without Overlap Flap
4"	2"	BLK00402	BLK10402
	4"	BLK00404	BLK10404
	6"	BLK00406	BLK10406
5"	2"	BLK00502	BLK10502
	4"	BLK00504	BLK10504
	6"	BLK00506	BLK10506
6"	2"	BLK00602	BLK10602
	4"	BLK00604	BLK10604
	6"	BLK00606	BLK10606
7"	2"	BLK00702	BLK10702
	4"	BLK00704	BLK10704
	6"	BLK00706	BLK10706
8"	2"	BLK00802	BLK10802
	4"	BLK00804	BLK10804
	6"	BLK00806	BLK10806
9"	2"	BLK00902	BLK10902
	4"	BLK00904	BLK10904
	6"	BLK00906	BLK10906
10"	2"	BLK01002	BLK11002
	4"	BLK01004	BLK11004
	6"	BLK01006	BLK11006
11"	2"	BLK01102	BLK11102
	4"	BLK01104	BLK11104
	6"	BLK01106	BLK11106
12"	2"	BLK01202	BLK11202
	4"	BLK01204	BLK11204
	6"	BLK01206	BLK11206

Ordering Information

Standard — After determining the diameter and width of the insulation blankets required, select the **Part Number** from the chart above that matches your requirements.

Custom Engineered/Manufactured — Custom Insulation Blankets can also be designed for your application in circumferential or flat applications. Please submit to Tempco your drawing or sketch to quote.

Standard lead time is Stock to 4 weeks.

⚠ WARNING: Cancer and Reproductive Harm - www.P65Warnings.ca.gov.