

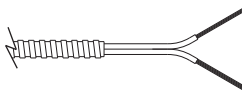
Optional Thermocouple Termination Styles

Optional Termination Styles

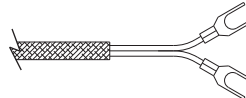
Available for the following thermocouples:

Style	Page
TTW	14-2
TCP	14-3 through 14-5
TRW	14-6
TSW	14-6
TPW	14-7
TNW	14-7
TWW	14-8
TMW	14-8
MTA1	14-15

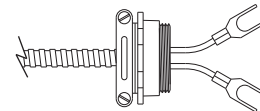
Style B—Plain Ends



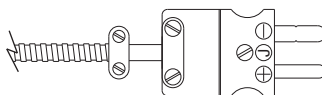
Style S—Spade Lugs



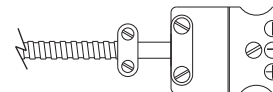
Style C—Spade Lugs with BX connector



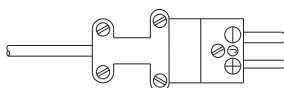
Style P—Standard Plug



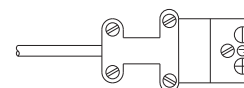
Style J—Standard Jack



Style D—Miniature Plug



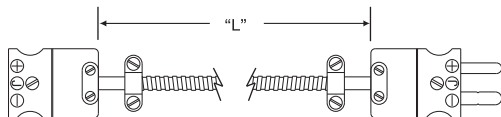
Style E—Miniature Jack



Thermocouple Extension Assemblies

Termination 1

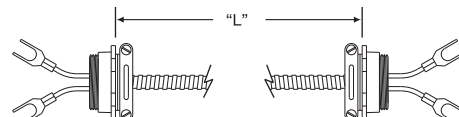
Termination 2



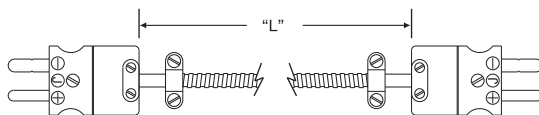
Jack to Plug

Termination 1

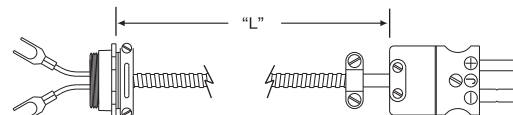
Termination 2



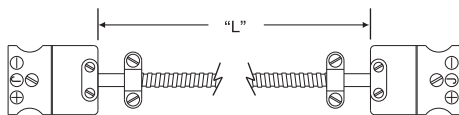
BX Connector to BX Connector



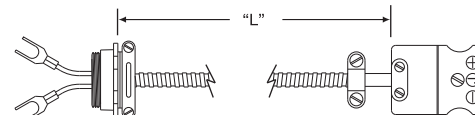
Plug to Plug



BX Connector to Plug



Jack to Jack



BX Connector to Jack

Ordering Information

ECA Thermocouple Extension Assemblies are offered with the options listed in the worksheet below. Create an ordering code by filling in the boxes with the appropriate number and/or letter designation for your requirements, and a part number will be assigned.

Ordering Code: **ECA** -

Termination 1 & 2 BOX 1 & 2 †

S = Spade Lugs **B** = 2-1/2 in. Split Leads
C = Spade Lugs with BX Conn. **D** = Miniature Plug
P = Standard Plug **E** = Miniature Jack
J = Standard Jack **X** = Other (Specify)

Calibration BOX 3

ANSI Standard Tolerances **J K E T N**

† See above for Termination Style descriptions

"L" Dimension BOX 4

Whole inches **006** to **999**

Lead Insulation BOX 5

	Standard	w/ SS Overbraid	w/ SS Armor Cable
Fiberglass 900°F (482°C)	S	B	A
Teflon® 400°F (204°C)	T	D	F

Special Requirements BOX 6

X = Specify
0 = None

⚠ WARNING: Cancer and Reproductive Harm - www.P65Warnings.ca.gov.

(800) 323-6859 • Email: sales@tempco.com